



PARSONS POLICE DEPARTMENT

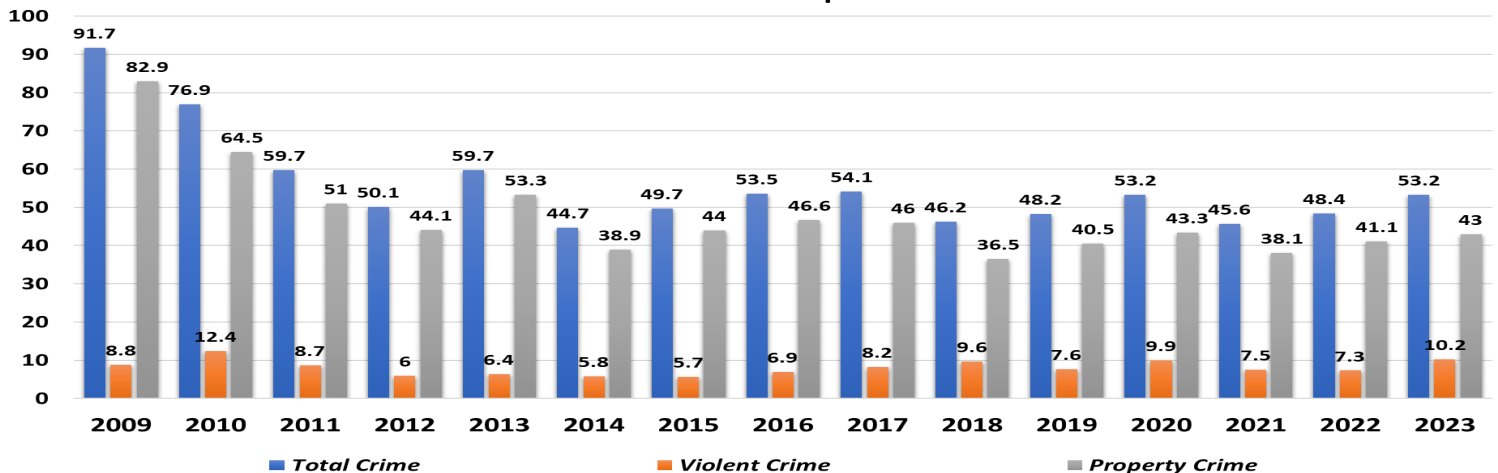
2023 CRIME CLOCK



Offense	Number	Rate* 1 Every
Total Arrest	1137	7 hours 42 minutes
Felony Arrest	200	43 hours 48 minutes
Misdemeanor Arrest	932	9 hours 23 minutes
Domestic Violence Cases	165	53 hours 5 minutes
Vehicle Crashes	123	71 hours 13 minutes

Offense	Number	Rate* 1 every
Total Police Workload	29,589	18 minutes
Total Case Reports	2,502	3 hours 30 minutes
Total NIBRS Crime Index	494	17 hours 43 minutes
Felony/ Violent Crimes	95	3 days 20 hours
Property Crimes	399	21 hours 57 minutes
Murders	0	N/A
Rape	6	60 days 20 hours
Robbery	11	33 days 4 hour
Aggravated Assault/Battery	78	4 days 16 hours
Burglary	60	6 days 2 hours
Theft	327	26 hours 49 minutes
Motor Vehicle Theft	12	30 days 10 hours
Arson	5	73 days

15 Year Crime Trend Per Capita in Parsons



Actual Crime vs. Crime Rate

Currently, **Parsons is the 37th largest community** in Kansas, but the **58th Largest Law enforcement agency based on population**. The last couple of years there has been a drop in the resident population even as the City has seen growth in economic growth.

As resident population shrinks even as employment grows and the city has more people working in the city, that can have an impact on the City's statistical crime per capita numbers.

So while the **per capita crime** rate for Parsons is listed as (2023 KBI-NIBRS Report):

	Rate	Total	Rank
Total UCR Crime Rate:	53.2	494	7th in State
Property Crime Rate:	43.0	399	8th in State
Violent Crime Rate:	10.2	95	3rd in State

However, when you look at actual numbers of crimes reported then you get a different perspective:

	Total	Rank
Total UCR		
Crime Reported:	494	23rd in State
Total Property		
Crime Reported:	399	21st in State
Total Violent		
Crime Reported:	95	19th in State

Crime prevention involves much more than mere random patrolling by the police. Crime is affected by:

- Poverty
- Lack of Adult Role Models
- Limited Educational Opportunities
- Broken Families
- Lack of Safety Nets (family, friends, faith)
- Parental Criminality
- Neglect and Family Violence

Police do prevent some crime and interdict some criminal behaviors. Over 70% of all policing arrests arise with a traffic stop as a trigger to wanted persons, evidence of other crimes, illegal drugs, etc. There are no simple answers without community investment, community involvement and community ownership in building that All American Community one step at a time.

Rank By Crime Total	City	Actual UCR Total
1	Wichita PD	23,672
2	Kansas City PD ⁵	10,059
3	Topeka PD	6,519
4	Overland Park PD	4,899
5	Olathe PD	2,075
6	Salina PD	1,591
7	Riley County PD	1,313
8	Leavenworth PD	1,200
9	Shawnee PD	1,173
10	Hutchinson PD ⁹	1,119
11	Lenexa PD	1,088
12	Pittsburg PD	926
13	Lawrence PD ³	918
14	Junction City PD	870
15	Garden City PD	865
16	Shawnee County Sheriff	740
17	Merriam PD	712
18	Emporia PD	693
19	Leawood PD	677
20	Sedgwick County Sheriff	553
21	Mission PD	545
22	Newton PD	509
23	Parsons PD	494
24	Dodge City PD	490
25	Arkansas City PD	431
26	Independence PD	426
27	Park City PD	360
28	Coffeyville PD	342
29	Winfield PD	342
30	Hays PD ⁹	333

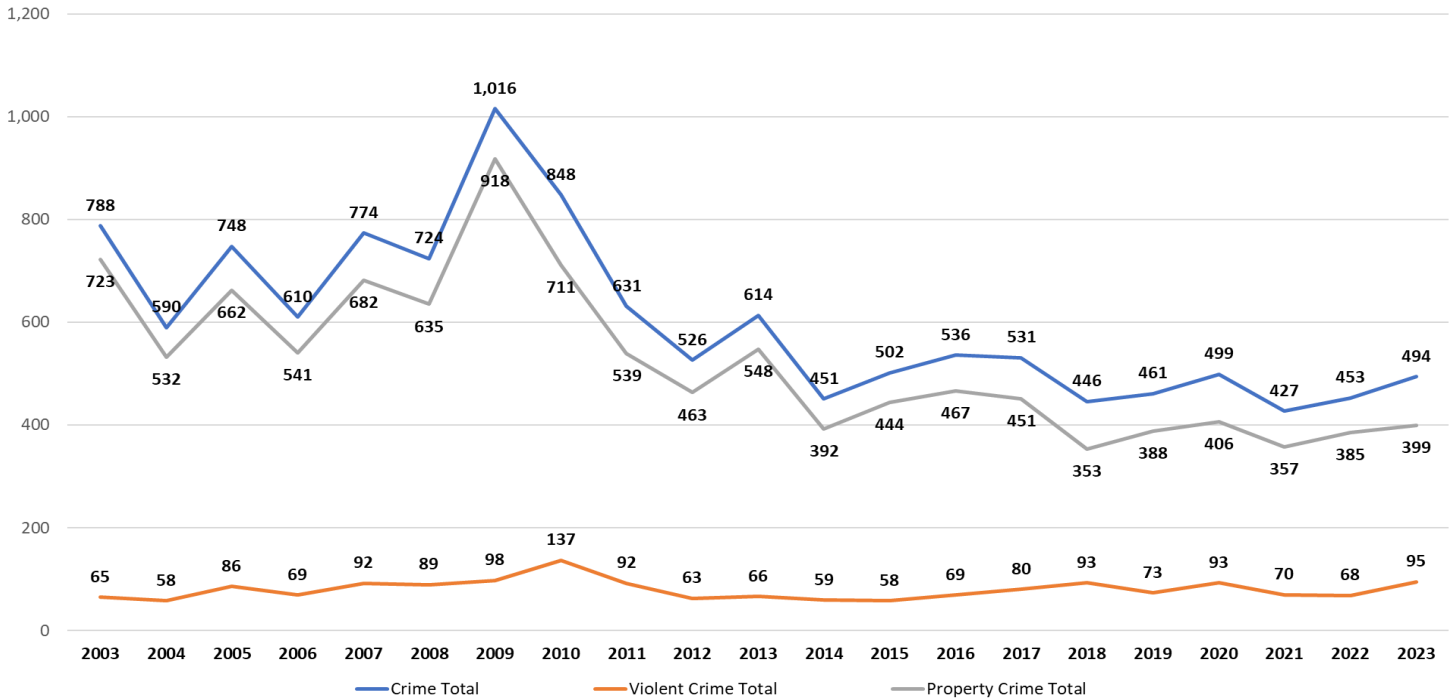


UCR CRIME TRENDS

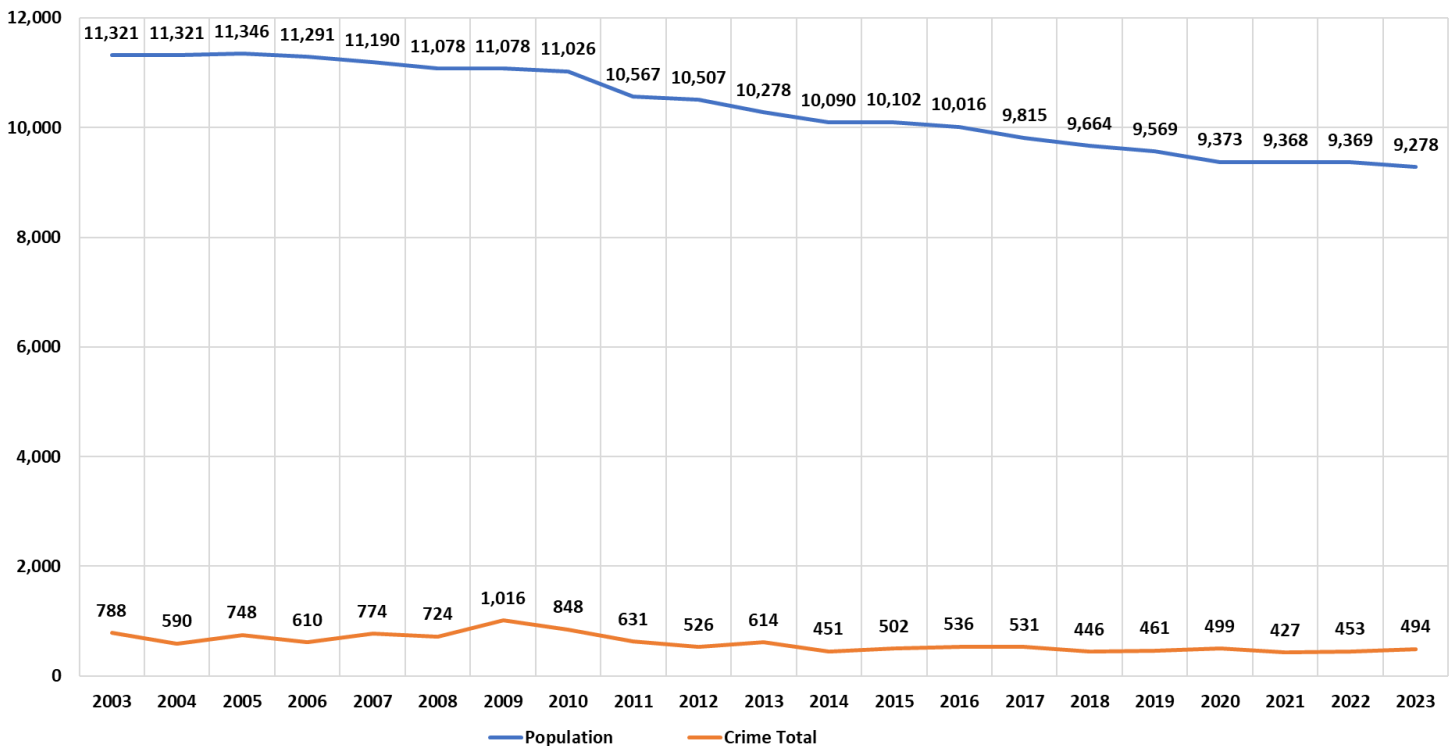
2003-2022



PARSONS CRIME RATE BY ACTUAL CRIME 2003-2023



Parsons Population vs. Crime 2003-2023





BE THE "SOUL-UTION"

Take a Proactive Stance On Crime Prevention



Crime Prevention starts with you and ends with the police. The Parsons Police Department urges the citizens of Parsons to **"See It, Hear It, Report It"** at all times. Using every resource available to stop crime before it happens or while in progress requires more than just the police staff it needs all of the eyes in the community for it to be successful.


This is also important for Domestic Violence issues. Prevention of Domestic Violence falls heavily on the community and faith based services. If you see someone who is struggling, point them to a community provided service such as a safe house, counselor or church advisor to help them conquer problems at home. Almost **1/3 of the City of Parsons Violent Crime derives from Felony Domestic Violence cases.** Help break the cycle of violence that is domestic assaults. For support services call **The National Domestic Violence Hotline** at **1-800-799-7233** or text **"START"** to **88788** or visit **www.thehotline.org**

Almost all prevention methods focus on not making yourself vulnerable to criminals looking for a crime of opportunity. Use these tips for having a safer residence:

- ◆ Lock your doors
- ◆ Install security / motion lighting
- ◆ Keep valuables out of vehicles
- ◆ Throw boxes away from new purchases day of trash pickup such as televisions and computers
- ◆ Keep records of serial numbers for valuable equipment
- ◆ Install security cameras and alarms
- ◆ Know your neighbors and watch each others property
- ◆ Report any suspicious activity in your neighborhood




www.parsonspd.com

DON'T BE AN EASY TARGET FOR A THIEF. MAKE IT DIFFICULT: DO THE 9PM ROUTINE.



AT 9PM EACH EVENING, CONDUCT A QUICK SECURITY CHECK TO VERIFY THAT:

- 🔒 VEHICLES, GARAGES & SHEDS ARE LOCKED
- 🔒 VALUABLES ARE SECURED & BROUGHT INSIDE
- 🔒 ACTIVATE EXTERIOR LIGHTS, SECURITY CAMERAS & ALARM SYSTEMS

IT'S TIME TO LOCK UP #9PMROUTINE

- Car Locked?
- Windows Shut?
- Doors Locked?
- Shed Secure?